



# Maternal Violence ESSENCE Report: January-May 2022

Division of Family Health and Wellness

# Intimate Partner Violence (IPV)

## Key takeaways and trends in intimate partner violence clusters

- There were 99 incidents IPV reported between January and May 2022 among women aged 10-50.
- The median age of women with IPV-related ED visits was 29 years
- Non-Hispanic **Black** individuals were more represented (62%) among IPV cases than other races/ethnicities
- **Shelby** region has a larger proportion (53 %) of IPV cases than other regions
- **Pregnant** cases were less than 11\*

\* Numbers <11 are not displayed according to the Tennessee department of health guidelines for release of aggregate data to the public.

Data Source: Electronic Surveillance System for the Early Notification of Community based Epidemics (ESSENCE)

# Intimate Partner Violence (IPV)

## IPV by race/ethnicity:

NH Black	NH White
61	33

NH = Non-Hispanic

**IPV perpetrator:** Boyfriend, ex-boyfriend, spouse, husband, domestic partner

## IPV by means of injury:

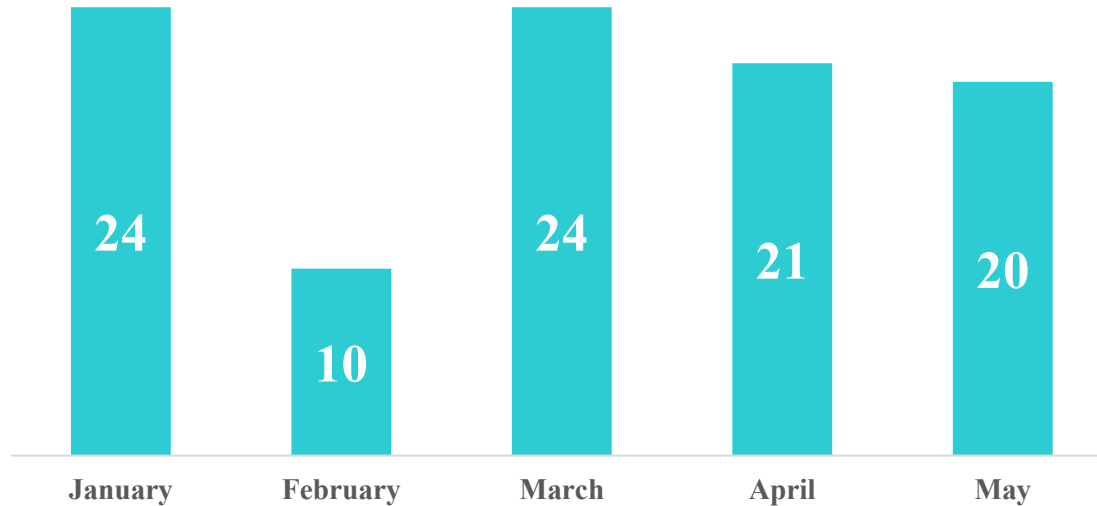
Strangled, Being Hit/slapped/kicked, Sexual Assault, poisoned by partner, pushed out of moving vehicle, attacked with a sharp object

Numbers <11 are not displayed according to the Tennessee department of health guidelines for release of aggregate data to the public

Data Source: Electronic Surveillance System for the Early Notification of Community based Epidemics (ESSENCE)

# Intimate Partner Violence (IPV)

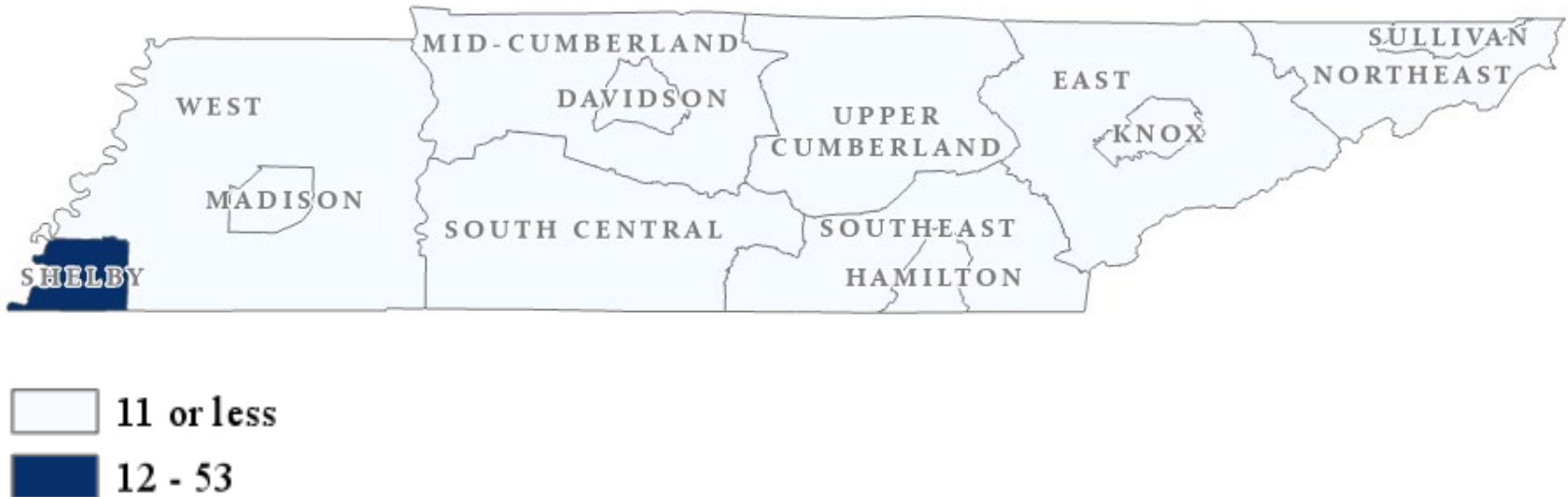
## Monthly IPV trend:



Data Source: Electronic Surveillance System for the Early Notification of Community based Epidemics (ESSENCE)

# Intimate Partner Violence (IPV)

IPV by region:



Data Source: Electronic Surveillance System for the Early Notification of Community based Epidemics (ESSENCE)

# Suicidal Behavior

## Key takeaways and trends in Suicide related behavior (ideation/attempt)

- There were 8569 suicide related cases reported between January and May 2022 among women aged 10-50.
- The median age of women reporting for suicidal behavior was 21
- Non-Hispanic **White** (76%) individuals were more represented than other races/ethnicities among those reporting for suicide ideation/intent/attempt cases
- **Women in Mid Cumberland** region had a higher proportion (22%) of Suicide related behaviors than other regions
- 11 cases were **pregnant**

Data Source: Electronic Surveillance System for the Early Notification of Community based Epidemics (ESSENCE)

# Suicidal Behavior

Suicide related behavior by race/ethnicity:

NH Black	NH White	Other Race	Not Reported
1548	6462	382	100

NH = Non-Hispanic

Suicide related behavior by contributing factors:

Substance use, psychiatric issues including schizophrenia, anxiety & depression, PTSD

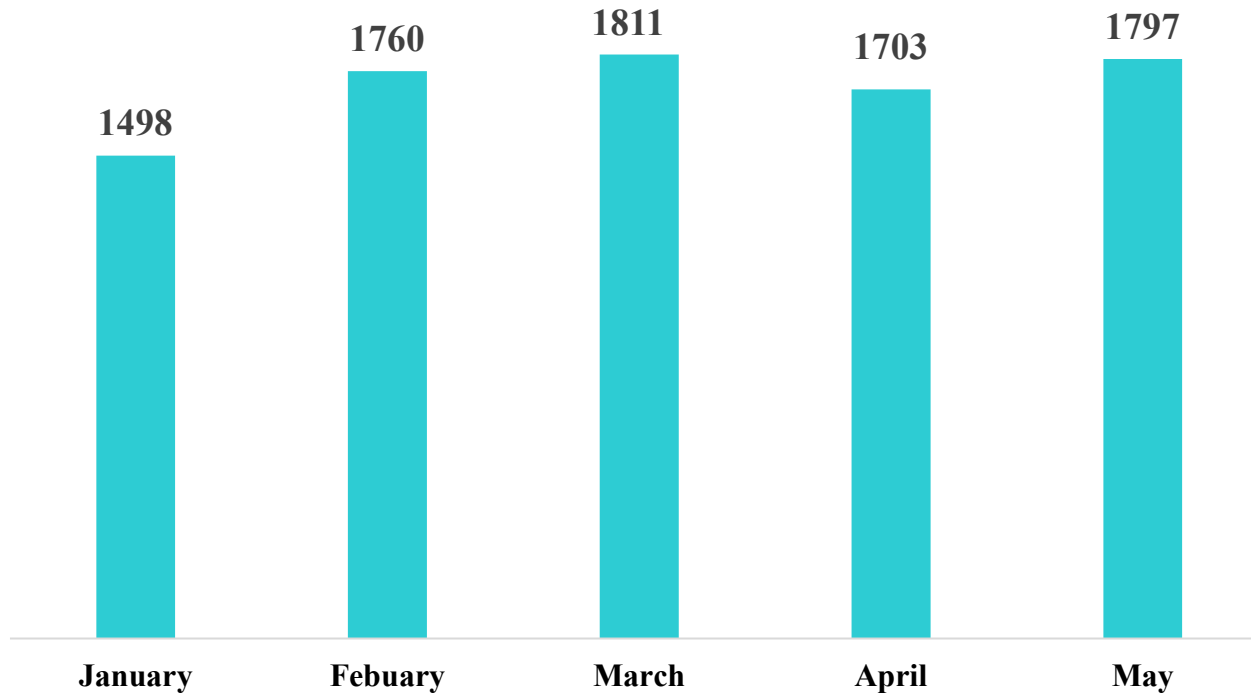
Suicide related behavior by means of injury:

Overdose, hanging, sharp injury, gunshot wound, jump from a bridge

Data Source: Electronic Surveillance System for the Early Notification of Community based Epidemics (ESSENCE)

# Suicidal Behavior

## Monthly Suicide behavior trend:



Data Source: Electronic Surveillance System for the Early Notification of Community based Epidemics (ESSENCE)



# Suicidal Behavior

## Suicide behavior by region:



Data Source: Electronic Surveillance System for the Early Notification of Community based Epidemics (ESSENCE)

# Firearm Injury

## Key takeaways and trends in Firearm injury

- There were 246 Firearm cases reported between January and May 2022 among women aged 10-50.
- The median age of women with firearm-related ED visits was 27
- Non-Hispanic **Black** individuals had a larger (67%) proportion of Firearm injury than other race/ethnic groups
- **Shelby** region (39%) had a higher proportion of Firearm injury cases than other regions
- **Pregnant** cases were less than 11\*

\* Numbers <11 are not displayed according to the Tennessee department of health guidelines for release of aggregate data to the public

Data Source: Electronic Surveillance System for the Early Notification of Community based Epidemics (ESSENCE)

# Firearm Injury

Firearm injury by race/ethnicity:

NH Black	NH White
164	52

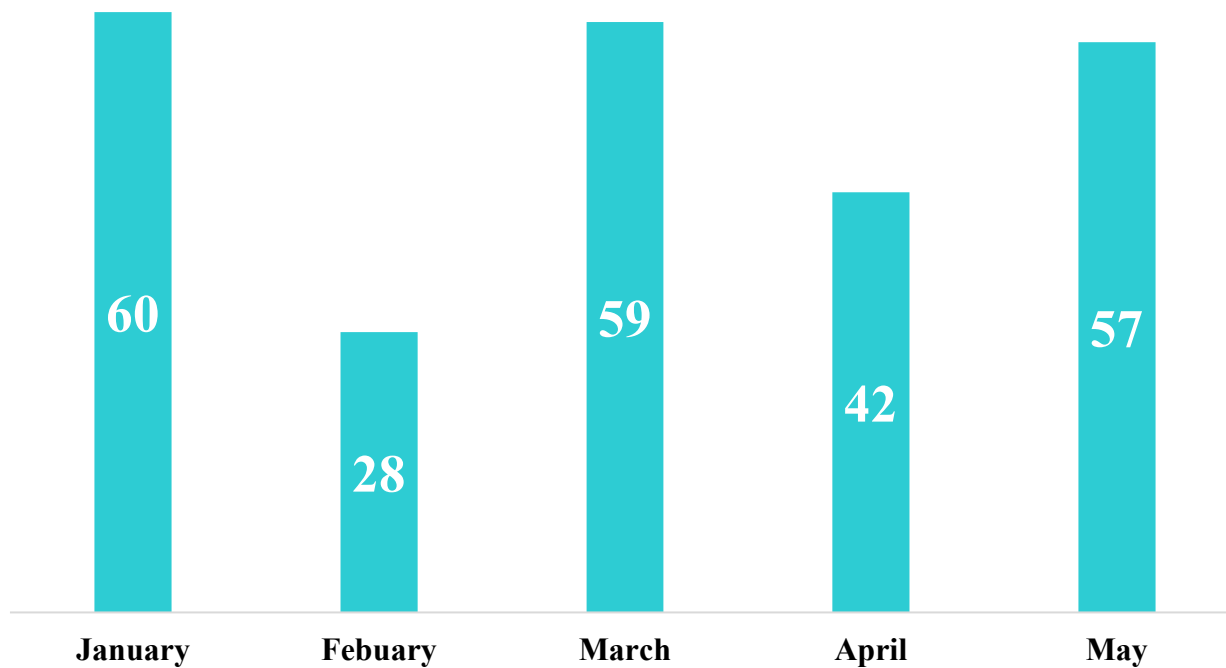
NH = Non-Hispanic

\* Numbers <11 are not displayed according to the Tennessee department of health guidelines for release of aggregate data to the public.

Data Source: Electronic Surveillance System for the Early Notification of Community based Epidemics (ESSENCE)

# Firearm Injury

## Monthly Firearm injury trend:



Data Source: Electronic Surveillance System for the Early Notification of Community based Epidemics (ESSENCE)

# Firearm Injury

Firearm injury by region:



Data Source: Electronic Surveillance System for the Early Notification of Community based Epidemics (ESSENCE)

# Program Information

- This report is supported by the U.S. Department of Health and Human Services (HHS) as part of a financial assistance award totaling \$300,000 with 100 percent funded by HHS. The contents are those of the author(s) and do not necessarily represent the official views of, nor an endorsement, by HHS, or the U.S. Government
- For more information, visit [Domestic Violence Prevention \(tn.gov\)](http://www.tn.gov)
- For questions, contact:

Osa Ikhile  
Prevention of violent maternal death  
Epidemiologist  
Email: [Osa.Ikhile@tn.gov](mailto:Osa.Ikhile@tn.gov)

Tina Evans  
Prevention of violent maternal death  
Program Director  
Email: [Tina.Evans@tn.gov](mailto:Tina.Evans@tn.gov)